



rk steel smith
defining workspace

1500MM WIDE
ASSEMBLY WORKBENCH
PRODUCT RANGE




2018




Workbench
1200 Wide 03



Workbench
1200 Wide 04



Workbench
Wooden Top 05



Workbench
Over head Perfo. Panel 06 to 08



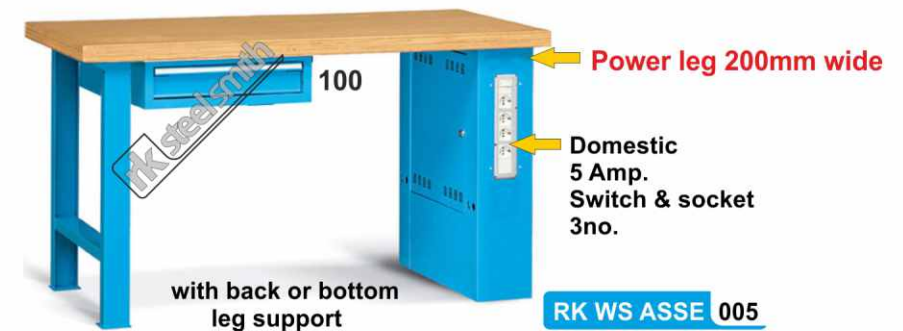

Colour 09

Technical Detail -

- (1) Overall Dimension: **1500mm W. X 700mm D. X 850mm H.**
- (4) Work Top Accessories Option: **Page-05**
- (7) Standard: **Plain Drawer**

- (2) Drawer Normal Extension: **80%**
- (5) Usable drawer dimensions : **450mm W. x 450mm D.**

- (3) Each drawer load cap.: **60kg. UDL**
- (6) Static Load Cap. **300kg.**



Technical Detail -


- (1) Overall Dimension: **1500mm W. X 700mm D. X 850mm H.**
- (4) Work Top Accessories Option: **Page-05**
- (7) Standard: **Plain Drawer**

- (2) Drawer Normal Extension: **80%**
- (5) Usable drawer dimensions : **450mm W. x 450mm D.**

- (3) Each drawer load cap.: **60kg. UDL**
- (6) Static Load Cap. **300kg.**



RK WS TOP 001



Rubber sheet

35mm Thk. (Standard)
50mm Thk. (Option) Ply top
and 4mm Thk. Loose rubber sheet
Border cover with solid wood
with natural polish.

RK WS TOP 002



**Angle section
edging (4 side)**

35mm Thk. (Standard)
50mm Thk. (Option) Ply top and
4mm Thk. Rubber sheet with
Angle section edging (4 side)
covered with a 1.5 mm thk.

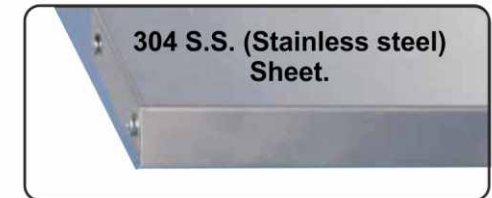
RK WS TOP 003



GI (galvanise) sheet.

35mm Thk. (Standard)
50mm Thk. (Option) Ply top
covered with a 1.5 or 2.0 mm thk.
GI (galvanise) sheet.

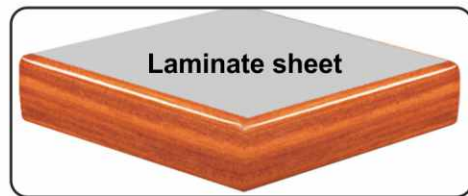
RK WS TOP 004



**304 S.S. (Stainless steel)
Sheet.**

35mm Thk. (Standard)
50mm Thk. (Option) Ply top
covered with a 1.5 or 2.0 mm thk.
304 S.S. (Stainless steel) Sheet.


RK WS TOP 005



Laminate sheet

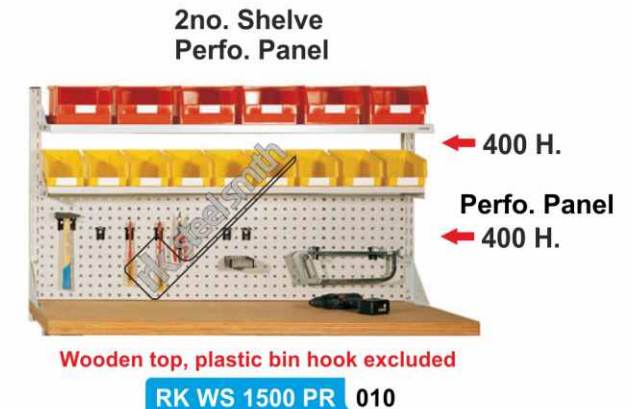


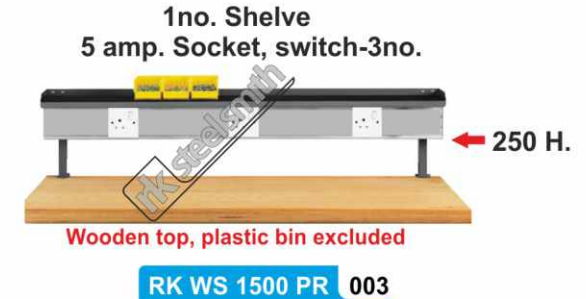
35mm Thk. (Standard)
50mm Thk. (Option) Ply top
1mm Laminate Sheet,
Border cover with solid wood
with natural polish.


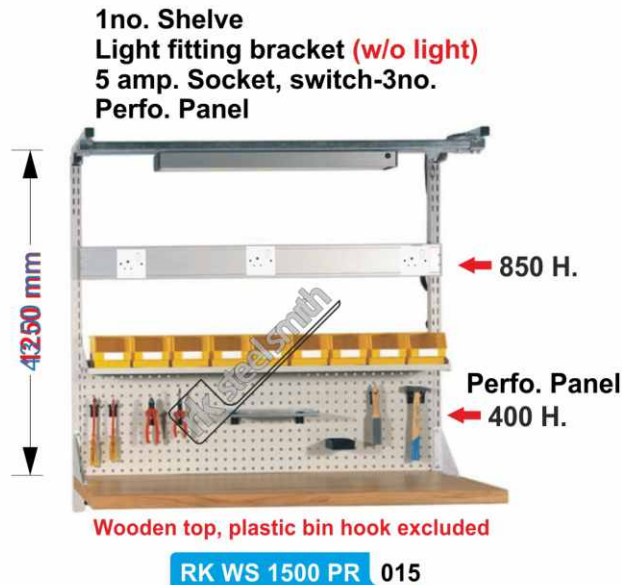
RK WS TOP 006



Veneer sheet

35mm Thk. (Standard)
50mm Thk. (Option) Ply top
4mm Veneer Sheet,
Border cover with solid wood
with natural polish.





2no. Shelf
Light fitting bracket (w/o light)
5 amp. Socket, switch-3no.



Plastic bin & hook excluded

RK WS 1500 PR 017

4no. Shelf
Light fitting bracket (w/o light)
5 amp. Socket, switch-3no.



Plastic bin & hook excluded

RK WS 1500 PR 018

2no. Shelf
Light fitting bracket (w/o light)
Perfo. Panel
5 amp. Socket, switch-3no.



Plastic bin & hook excluded

RK WS 1500 PR 019

1no. Shelf
Light fitting bracket (w/o light)
Perfo. Panel
Plain Panel
5 amp. Socket, switch-3no.



Plastic bin & hook excluded

RK WS 1500 PR 020

3no. Shelf
Light fitting bracket (w/o light)
Perfo. Panel
5 amp. Socket, switch-3no.



Plastic bin & hook excluded

RK WS 1500 PR 021

Standard Color option :



AMERICAN BLUE
STRUCTURE FINISH



7035 PALE GREY
STRUCTURE FINISH



DA GREY
STRUCTURE FINISH



PO RED
STRUCTURE FINISH

Assembled components are transfer to pre-treatment plant for treating in 7 tank for degrees, zinc, phosphating and passivation.

Material received from pre-treatment department are immediately powder coated in the dust free painting booth and then the articles are put inside a baking oven at a temperature of 180° C for about 20 minutes.



rk steel smith
defining workspace



Plot- B/32 (Part-2) Bileshwar Indl. Estate,
Opp. G.V.M.M.,
Odhav-Kathwada Road,
Ahmedabad - 382415
Gujarat (INDIA).



+91 94 281 35 100
+91 98 253 00 059



rksteelsmith@gmail.com
info@rksteelsmith.com
sales@rksteelsmith.com



www.rksteelsmith.com