
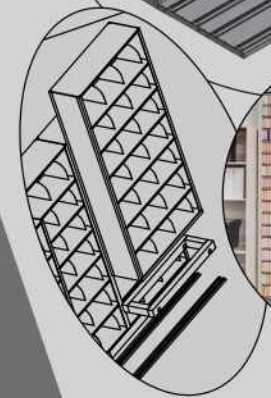
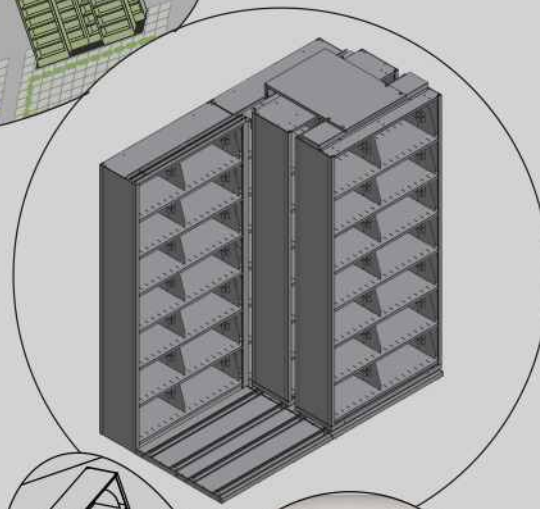
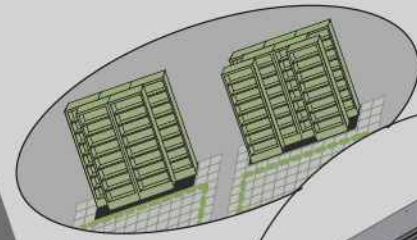




**rk steel smith**  
defining workspace

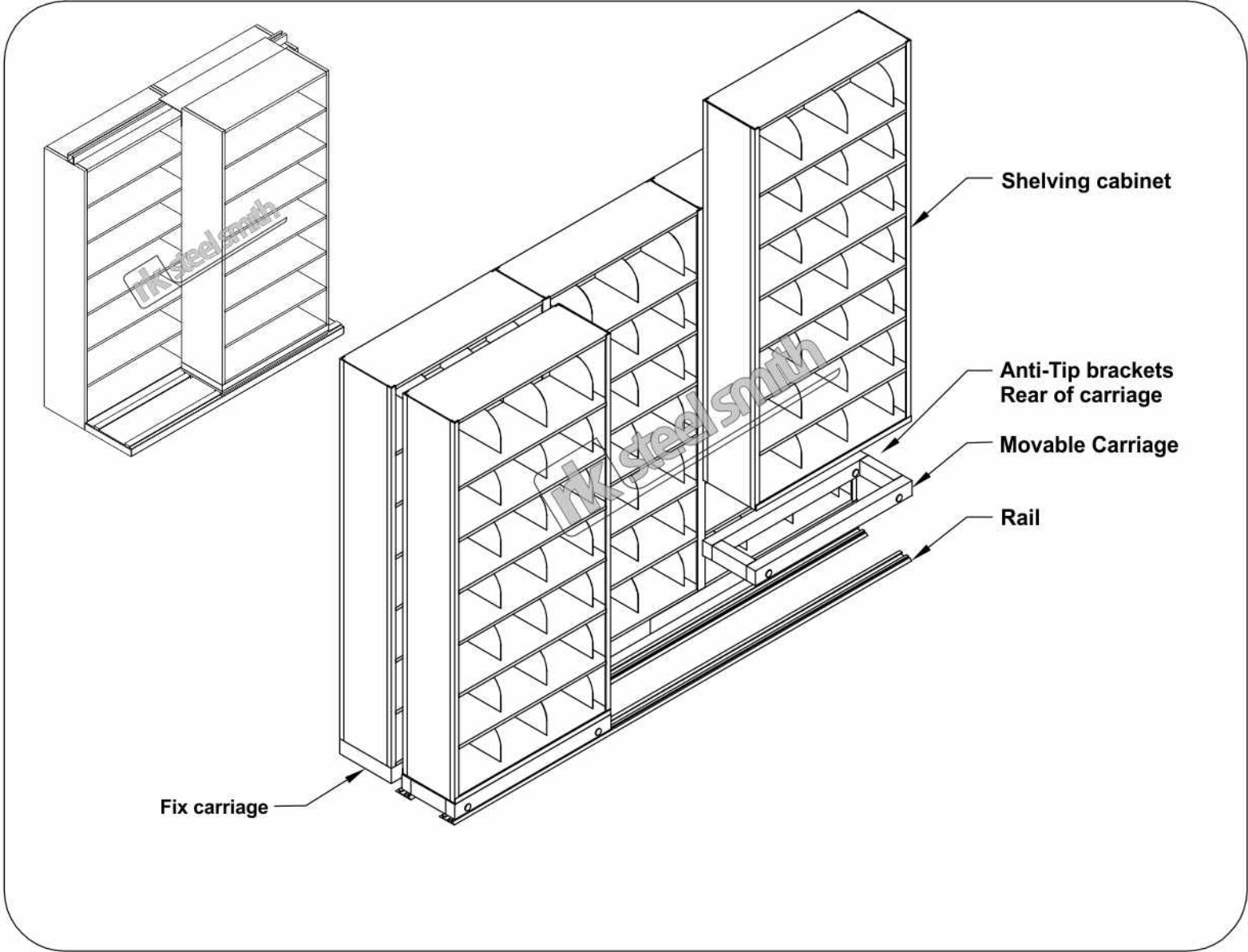


**Bi/Tri**  
**Industrial**  
**Sliding Compactors**

PRODUCT RANGE

**2018**

A clever system.....  
Simple to install and move.....



**maximizing storage capacity along walls in narrow rooms or corridors.**



Bi/Tri systems is the ideal system for transforming under-utilised areas such as alcoves into efficient storage space. It's simple; we just place a row of mobile shelving in front of a row of static shelving. This eliminates the need for permanent aisles as items stored are accessed from the front.

More accessible bays provide multiple 'picking faces', giving faster access for more operators to more stored items. Easily add to your Bi/Tri system should the need arise.

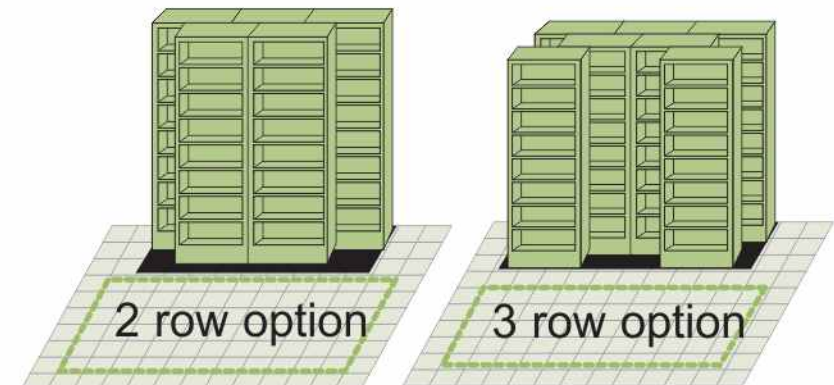
Create an extremely efficient use of unconventional storage areas by mounting shelving onto the attractive Bi/Tri systems track and runner system

More accessible bays provide multiple 'picking faces', giving faster access for more operators to more stored items

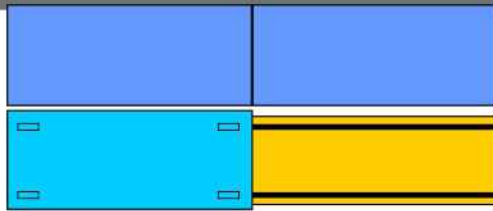
The innovative low profile track design provides great strength and enhanced mobility for the Bi/Tri system base runners

Attractive clip on track ramps further reduce trip hazards when accessing rear bays. The pivoting ramps allow a seamless transition between the flooring material and track

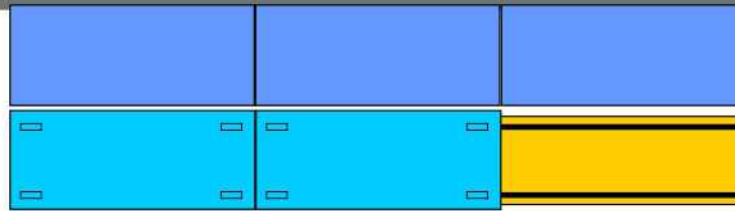
The unique track based anti-tilt mechanism secures all shelving, further enhancing operator safety



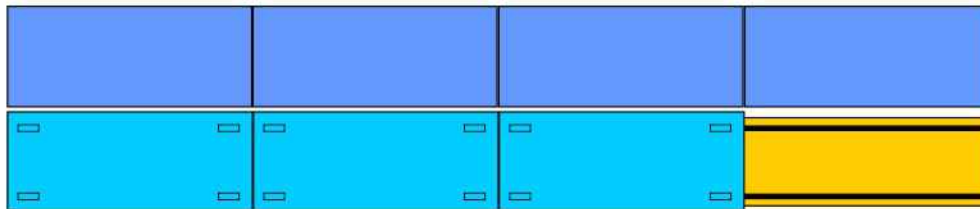
# INDEX



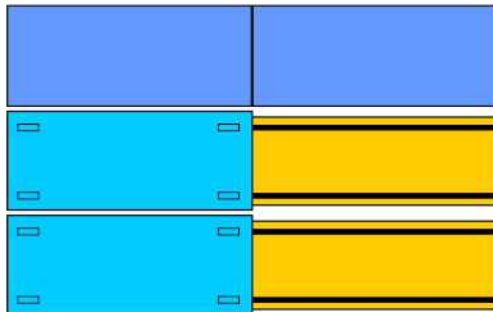
03no. cabinet concept — 11



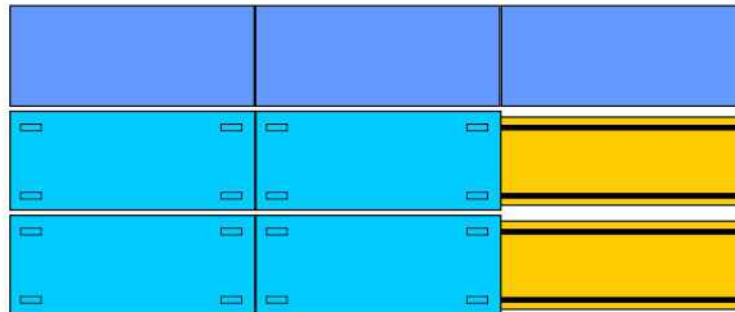
05no. cabinet concept — 12



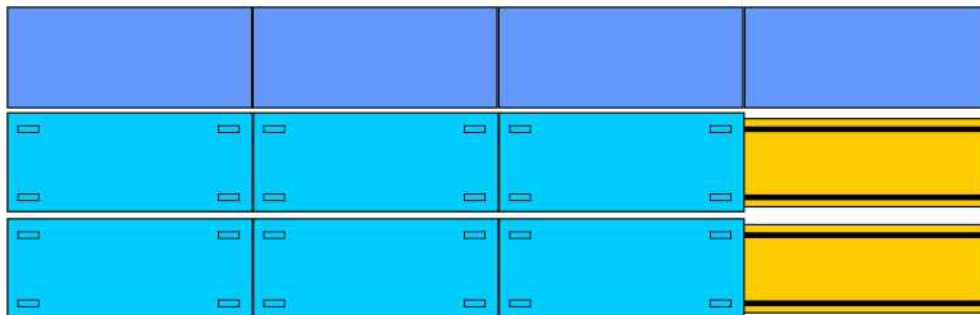
07no. cabinet concept — 13



04no. cabinet concept — 14



07no. cabinet concept — 15



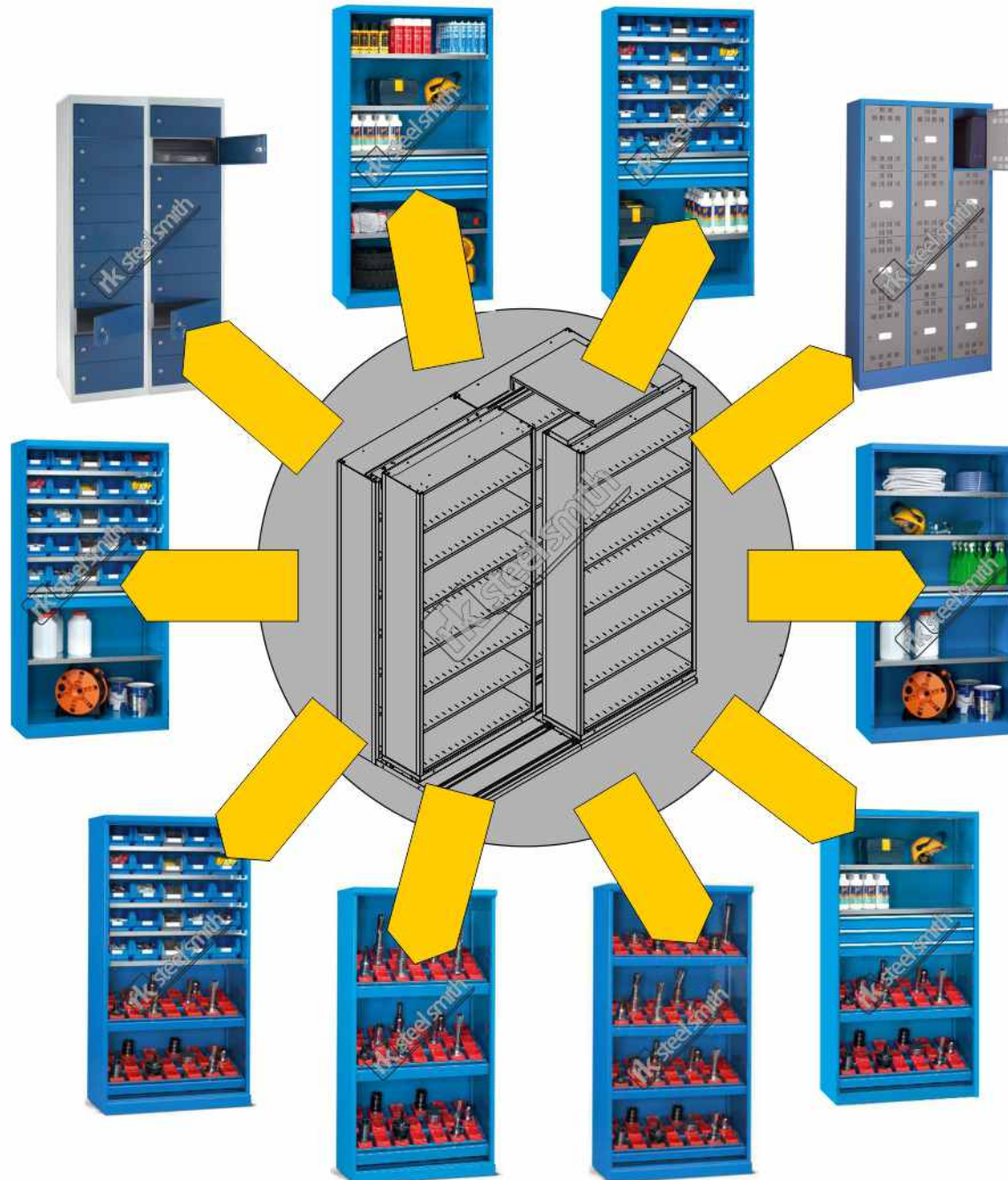
10no. cabinet concept — 16



Colour Option — 17

# Mini Storage Bi/Tri system - Sliding Compactors







100H. drawer 1no.  
(Each drawer load cap.  
100kg.)

Heavy duty  
shelf - 5no.  
(Each shelf load cap.  
150kg.)

RK COMPT BI/TRI 01



BU-25  
Bin size:  
150W  
125H  
229D  
(25no.)

100H. drawer 1no.  
(Each drawer load cap.  
100kg.)

Heavy duty  
shelf - 2no.  
(Each shelf  
load cap. 150kg.)

RK COMPT BI/TRI 02



100H. drawer 2no.  
(Each drawer load cap.  
100kg.)

Heavy duty  
shelf - 4no.  
(Each shelf  
load cap. 150kg.)

RK COMPT BI/TRI 03



BU-25  
Bin size:  
150W  
125H  
229D  
(25no.)

100H. drawer 2no.  
(Each drawer load cap.  
100kg.)

Heavy duty  
shelf - 2no.  
(Each shelf load cap.  
150kg.)

RK COMPT BI/TRI 04



Heavy duty  
shelf - 4no.  
(Each shelf load cap.  
150kg.)

100H. drawer 3no.  
(Each drawer load cap.  
100kg.)

RK COMPT BI/TRI 05



BU-25  
Bin size:  
150W  
125H  
229D  
(25no.)

100H. drawer 3no.  
(Each drawer load cap.  
100kg.)

Heavy duty  
shelf - 2no.  
(Each shelf  
load cap. 150kg.)

RK COMPT BI/TRI 06

# Cabinet Concept - Std. Height

Cabinet size:  
900mm W. X 600mm D. X 1750mm H.



Heavy duty shelf - 6no.  
(Each shelf load cap. 150kg.)

RK COMPT BI/TRI 07



Heavy duty shelf - 5no.  
(Each shelf load cap. 150kg.)

100H. drawer 5no.  
OR  
150H. drawer 3no.  
(Each drawer load cap. 100kg.)

RK COMPT BI/TRI 08



BU-25  
Bin size:  
150W  
125H  
229D  
(25no.)

100H. drawer 5no.  
OR  
150H. drawer 3no.  
(Each drawer load cap. 100kg.)

RK COMPT BI/TRI 09



300 W. X 400 H. X 600 D.  
each compartment  
Total- 12no. compartment

RK COMPT BI/TRI 10



Laptop lockers

450 W. X 150 H. X 600 D.  
each compartment  
Total- 20no. compartment

RK COMPT BI/TRI 11





CNC frame - 2no.  
(each shelf load cap.  
400kg.)

100H. drawer 3no.

Heavy duty  
shelf - 1no.  
(each shelf load cap.  
150kg.)

RK COMPT BI/TRI 12

### CNC Tool Storage Cap.

BT/ISO/CAT/SK-40 OR HSK-50A/63A OR VDI-30/40  
30 Tool X 2 Frame = 60 no. Tool Storage

BT/ISO/CAT/SK-50 OR HSK-80A/100A OR VDI-50/60  
21 Tool X 2 Frame = 42 no. Tool Storage



Heavy duty  
shelf - 2no.  
(each shelf load cap.  
150kg.)

100H. drawer 3no.

CNC frame - 2no.  
(each shelf load cap.  
400kg.)

RK COMPT BI/TRI 13



Heavy duty  
shelf - 3no.  
(each shelf load cap.  
150kg.)

CNC frame - 2no.  
(each shelf load cap.  
400kg.)

RK COMPT BI/TRI 14

### CNC Tool Storage Cap.

BT/ISO/CAT/SK-40 OR HSK-50A/63A OR VDI-30/40  
30 Tool X 2 Frame = 60 no. Tool Storage

BT/ISO/CAT/SK-50 OR HSK-80A/100A OR VDI-50/60  
21 Tool X 2 Frame = 42 no. Tool Storage



BU-25  
Bin size:  
150W  
125H  
229D  
(25no.)

CNC frame - 2no.  
(each shelf load cap.  
400kg.)

RK COMPT BI/TRI 15



CNC frame - 3no.  
(each shelf load cap.  
400kg.)

RK COMPT BI/TRI 16



CNC frame - 4no.  
(each shelf load cap.  
400kg.)

RK COMPT BI/TRI 17



CNC frame - 8no.  
(each shelf load cap.  
250kg.)

400mm long tool height

600mm long tool height

500mm long tool height

400mm long tool height

RK COMPT BI/TRI 18

### CNC Tool Storage Cap.

BT/ISO/CAT/SK-40 OR HSK-50A/63A OR VDI-30/40  
30 Tool X 3 Frame = 90 no. Tool Storage

BT/ISO/CAT/SK-50 OR HSK-80A/100A OR VDI-50/60  
21 Tool X 3 Frame = 63 no. Tool Storage



### CNC Tool Storage Cap.

BT/ISO/CAT/SK-40 OR HSK-50A/63A OR VDI-30/40  
30 Tool X 4 Frame = 120 no. Tool Storage

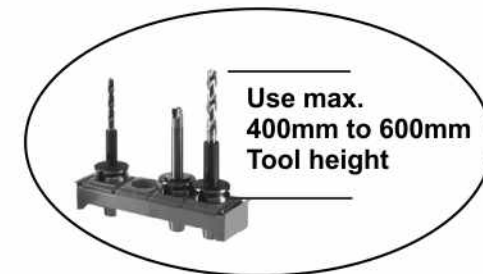
BT/ISO/CAT/SK-50 OR HSK-80A/100A OR VDI-50/60  
21 Tool X 4 Frame = 84 no. Tool Storage



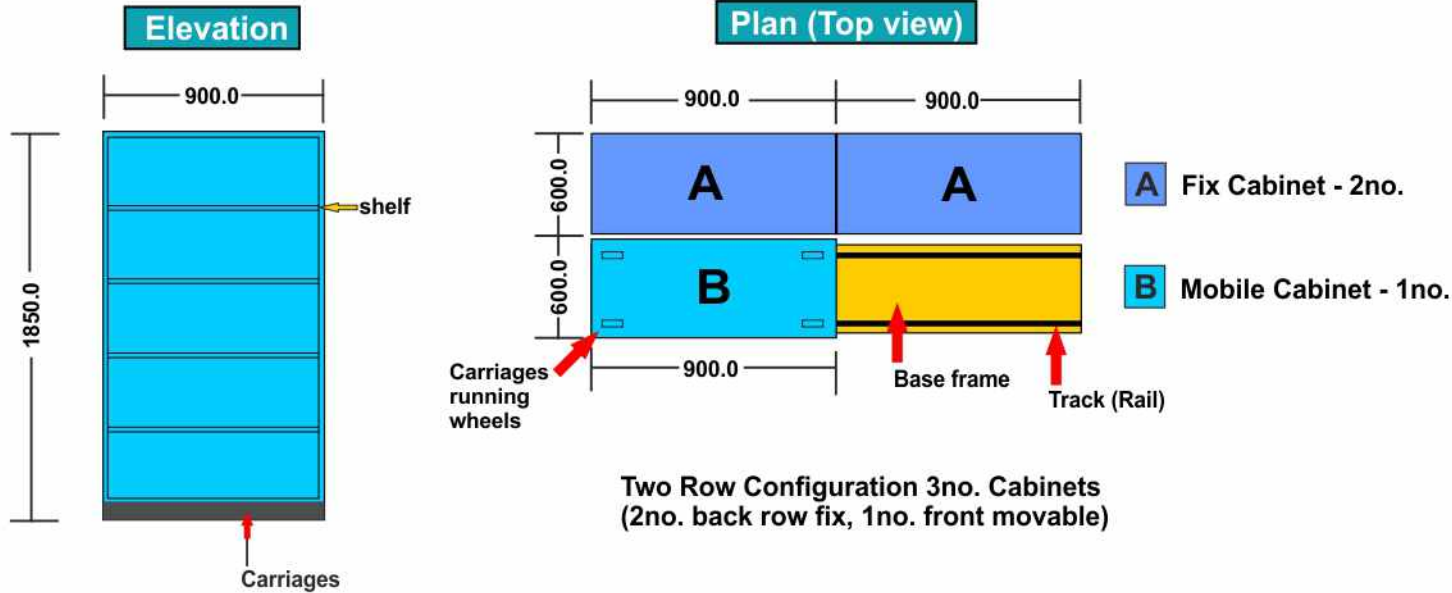
### CNC Tool Storage Cap.

BT/ISO/CAT/SK-40 OR HSK-50A/63A OR VDI-30/40  
10 Tool X 8 Frame = 80 no. Tool Storage

BT/ISO/CAT/SK-50 OR HSK-80A/100A OR VDI-50/60  
7 Tool X 8 Frame = 56 no. Tool Storage



Only for narrow rooms, corridors & wall touch.



Static cabinet width - 900mm

Mobile cabinet width - 900mm

Cabinet depth - 600mm \*

Total Cabinet - 03no.


Each Cabinet Shelf - 5no.

Cabinet height - 1750mm

Each shelf load cap. - 150kg.

Overall height - 1950mm  
(Includes castor and overhead track)

Order no. **RK COMPT BI/TRI 600D - 01**



Select cabinet combination  
model no. on page no.-07 to10

**Total Space Requirement-**  
1.9mtr. W. X 1.3mtr. D. X 2.2mtr. H.

**Open type**



**Close type**



Static cabinet width - 900mm

Mobile cabinet width - 900mm

Cabinet depth - 500mm \*

Total Cabinet - 03no.

Each Cabinet Shelf - 5no.


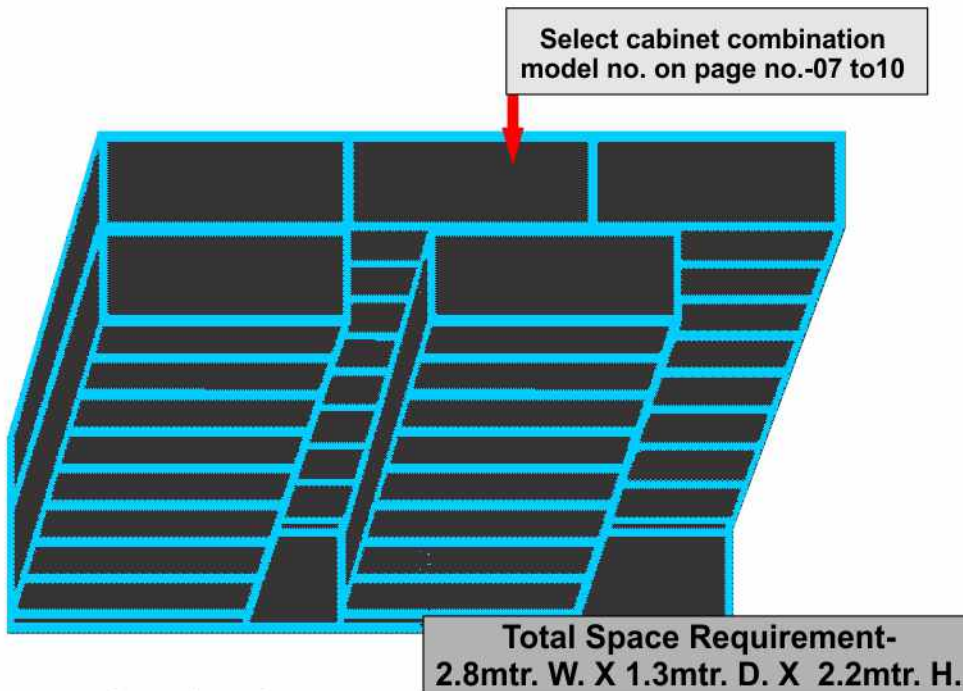
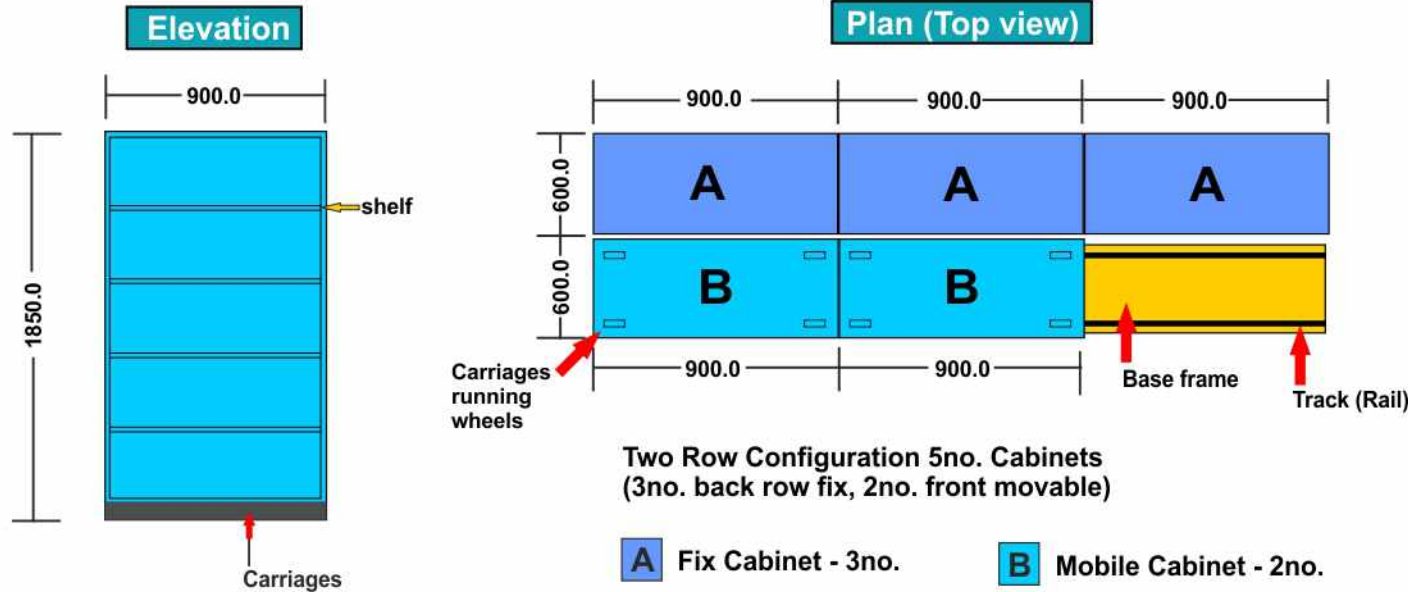
Cabinet height - 1750mm

Each shelf load cap. - 150kg.

Overall height - 1950mm  
(Includes castor and overhead track)

Order no. **RK COMPT BI/TRI 500D - 02**

Only for narrow rooms, corridors & wall touch.



Static cabinet width - 900mm

Mobile cabinet width - 900mm

Cabinet depth - 600mm \*

Total Cabinet - 05no.

Each Cabinet Shelf - 5no.

Cabinet height - 1750mm

Each shelf load cap. - 150kg.

Overall height - 1950mm  
(Includes castor and overhead track)

Order no. **RK COMPT BI/TRI 600D - 03**

Static cabinet width - 900mm

Mobile cabinet width - 900mm

Cabinet depth - 500mm \*

Total Cabinet - 05no.

Each Cabinet Shelf - 5no.

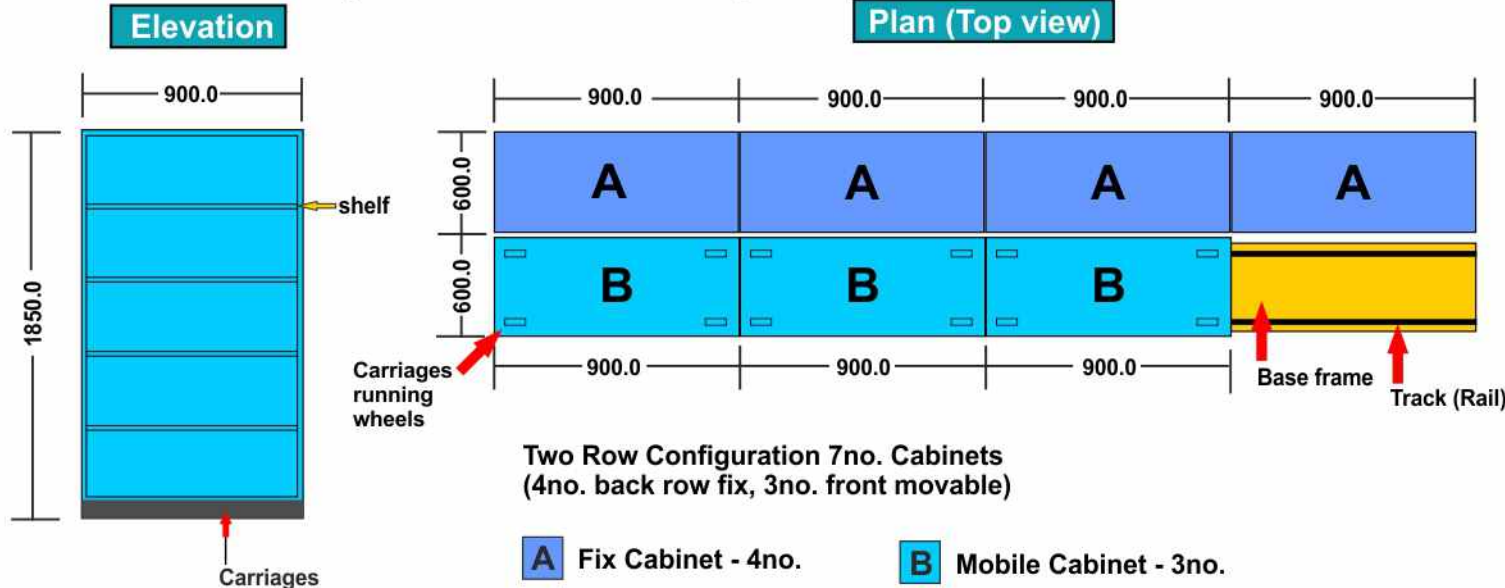
Cabinet height - 1750mm

Each shelf load cap. - 150kg.

Overall height - 1950mm  
(Includes castor and overhead track)

Order no. **RK COMPT BI/TRI 500D - 04**

Only for narrow rooms, corridors & wall touch.



Static cabinet width - 900mm

Mobile cabinet width - 900mm

Cabinet depth - **600mm** \*

Total Cabinet - 07no.

Each Cabinet Shelf - 5no.


Cabinet height - 1750mm

Each shelf load cap. - 150kg.

Overall height - 1950mm  
(Includes castor and overhead track)

Order no. **RK COMPT BI/TRI 600D - 05**

Select cabinet combination  
model no. on page no.-07 to10



Total Space Requirement-  
3.7mtr. W. X 1.3mtr. D. X 2.2mtr. H.

**Open type**



**Close type**



Static cabinet width - 900mm

Mobile cabinet width - 900mm

Cabinet depth - **500mm** \*

Total Cabinet - 07no.

Each Cabinet Shelf - 5no.

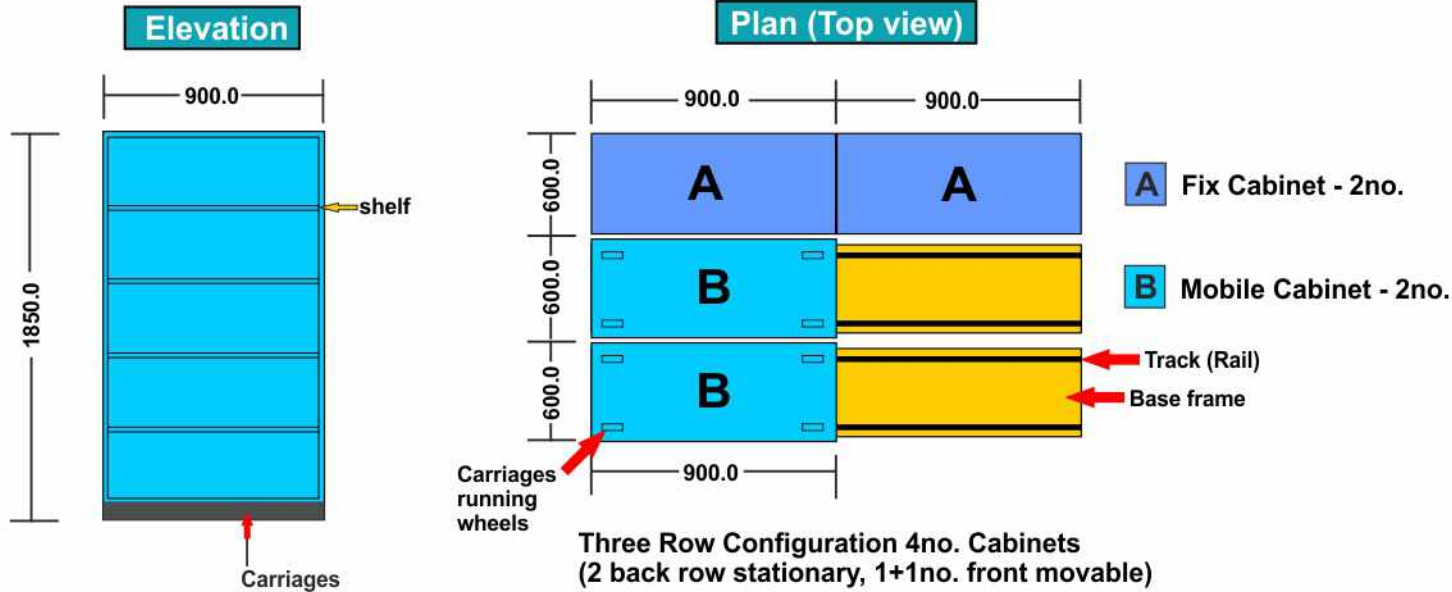
Cabinet height - 1750mm

Each shelf load cap. - 150kg.

Overall height - 1950mm  
(Includes castor and overhead track)

Order no. **RK COMPT BI/TRI 500D - 06**

Only for narrow rooms, corridors & wall touch.



Static cabinet width - 900mm

Mobile cabinet width - 900mm

Cabinet depth - 600mm \*

Total Cabinet - 04no.

Each Cabinet Shelf - 5no.

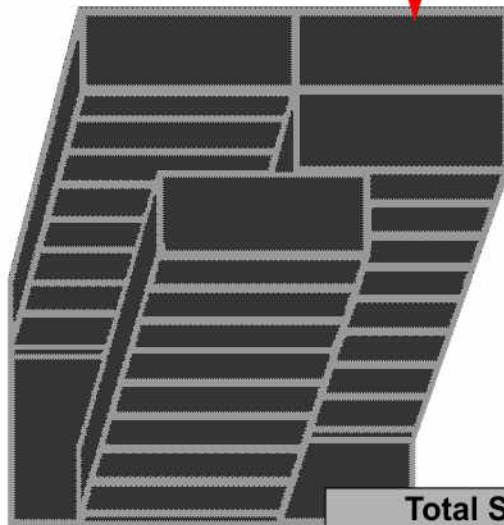
Cabinet height - 1750mm

Each shelf load cap. - 150kg.

Overall height - 1950mm  
(Includes castor and overhead track)

Order no. **RK COMPT BI/TRI 600D - 07**

Select cabinet combination  
model no. on page no.-07 to10



Total Space Requirement-  
1.9mtr. W. X 1.9mtr. D. X 2.2mtr. H.

**Open type**



**Close type**



Static cabinet width - 900mm

Mobile cabinet width - 900mm

Cabinet depth - 500mm \*

Total Cabinet - 04no.

Each Cabinet Shelf - 5no.

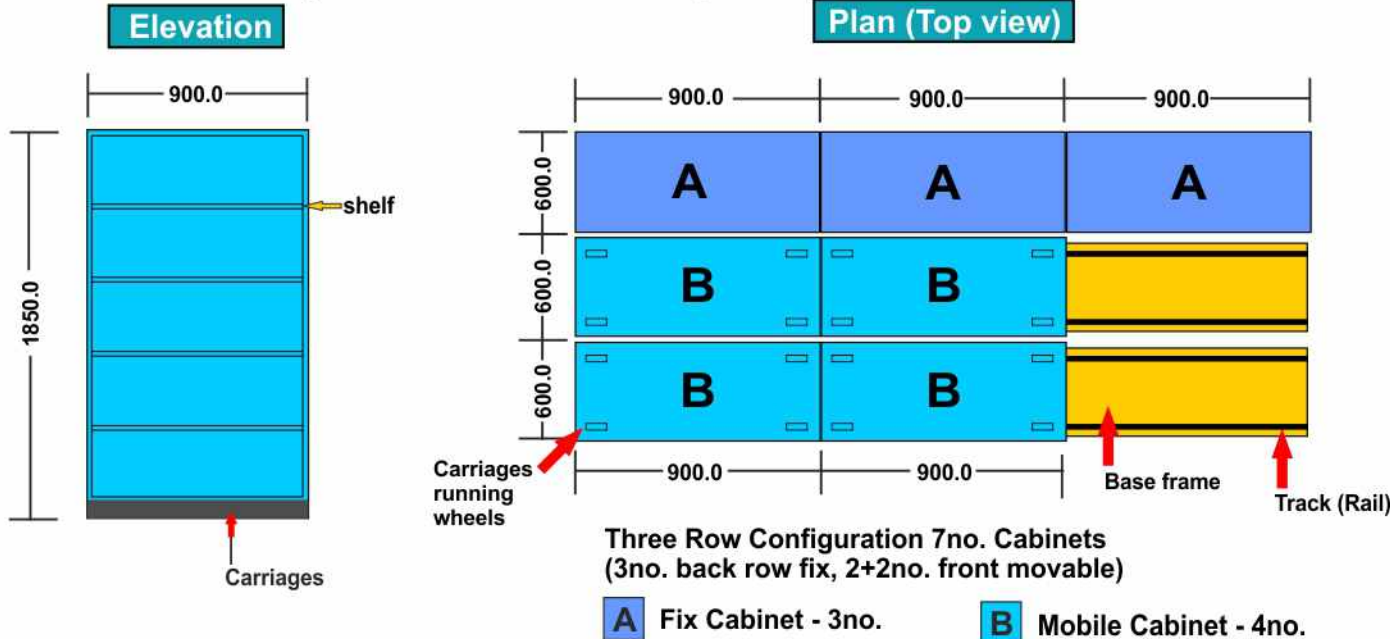
Cabinet height - 1750mm

Each shelf load cap. - 150kg.

Overall height - 1950mm  
(Includes castor and overhead track)

Order no. **RK COMPT BI/TRI 500D - 08**

Only for narrow rooms, corridors & wall touch.



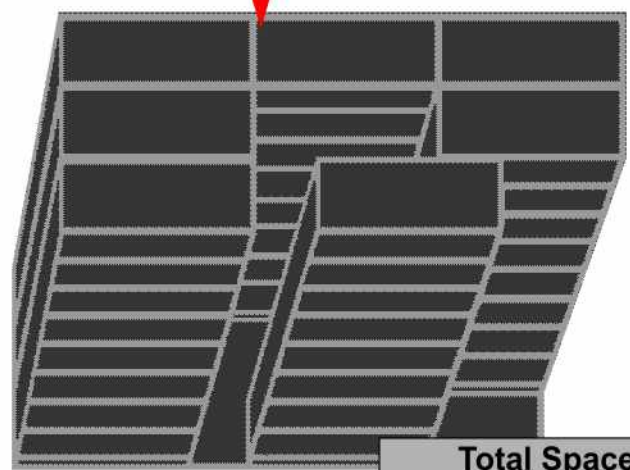
Static cabinet width - 900mm  
 Mobile cabinet width - 900mm  
 Cabinet depth - **600mm** \*

Total Cabinet - 07no.  
 Each Cabinet Shelf - 5no.  
 Cabinet height - 1750mm  
 Each shelf load cap. - 150kg.

Overall height - 1950mm  
 (Includes castor and overhead track)

Order no. **RK COMPT BI/TRI 600D - 09**

Select cabinet combination model no. on page no.-07 to10



Total Space Requirement-  
2.8mtr. W. X 1.9mtr. D. X 2.2mtr. H.



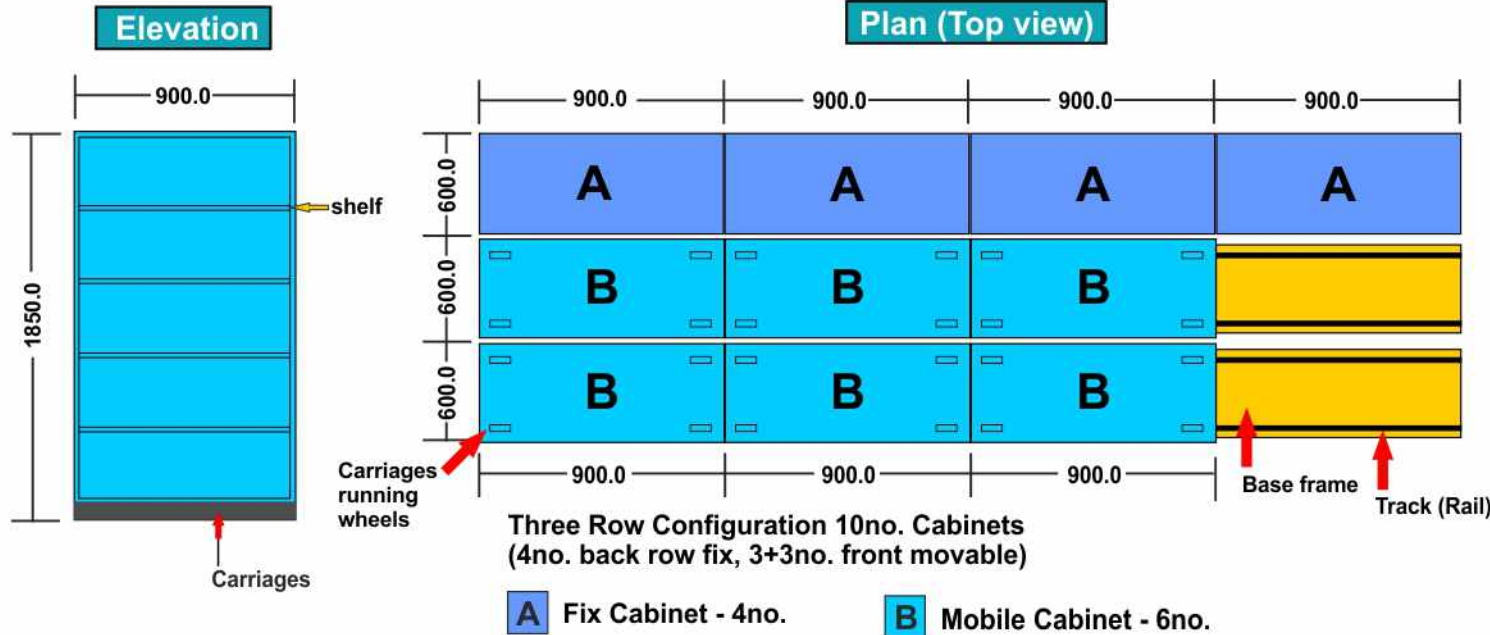
Static cabinet width - 900mm  
 Mobile cabinet width - 900mm  
 Cabinet depth - **500mm** \*

Total Cabinet - 07no.  
 Each Cabinet Shelf - 5no.  
 Cabinet height - 1750mm  
 Each shelf load cap. - 150kg.

Overall height - 1950mm  
 (Includes castor and overhead track)

Order no. **RK COMPT BI/TRI 500D - 10**

Only for narrow rooms, corridors & wall touch.



Static cabinet width - 900mm

Mobile cabinet width - 900mm

Cabinet depth - 600mm \*

Total Cabinet - 10no.

Each Cabinet Shelf - 5no.

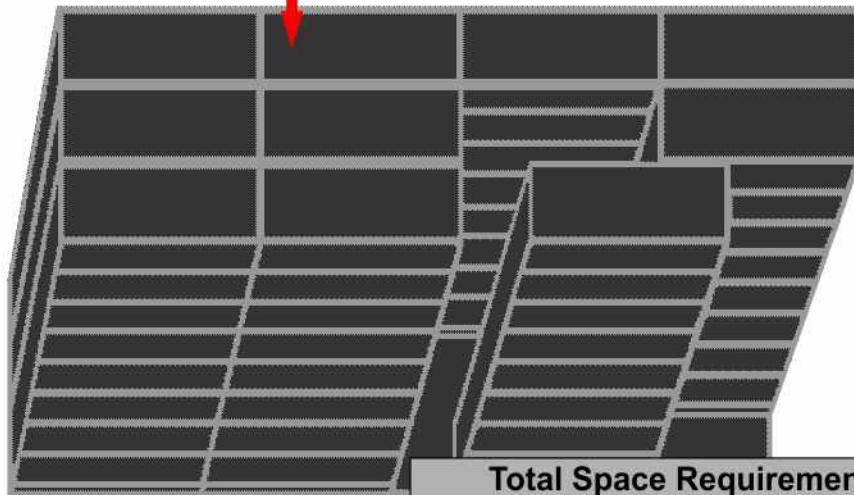
Cabinet height - 1750mm

Each shelf load cap. - 150kg.

Overall height - 1950mm  
(Includes castor and overhead track)

Order no. **RK COMPT BI/TRI 600D - 11**

Select cabinet combination  
model no. on page no.-07 to10



Total Space Requirement-  
3.7mtr. W. X 1.9mtr. D. X 2.2mtr. H.

**Open type**



**Close type**



Static cabinet width - 900mm

Mobile cabinet width - 900mm

Cabinet depth - 500mm \*

Total Cabinet - 11no.

Each Cabinet Shelf - 5no.

Cabinet height - 1750mm

Each shelf load cap. - 150kg.

Overall height - 1950mm  
(Includes castor and overhead track)


Order no. **RK COMPT BI/TRI 500D - 12**



## Standard Color option :



7035 Pale Grey - Str.



5015 American Blue - Str.



7001 Munsell Grey - Str.



7031 D. A. Grey - Str.



3001 Red - Str.

Assembled components are transfer to pre-treatment plant for treating in 7 tank for degrees, zinc, phosphating and passivation.

Material received from pre-treatment department are immediately powder coated in the dust free painting booth and then the articles are put inside a baking oven at a temperature of 180° C for about 20 minutes.



**rk steel smith**  
defining workspace



Plot- B/32 (Part-2) Bileshwar Indl. Estate,  
Opp. G.V.M.M.,  
Odhav-Kathwada Road,  
Ahmedabad - 382415  
Gujarat (INDIA).



+91 94 281 35 100  
+91 98 253 00 059



rksteelsmith@gmail.com  
info@rksteelsmith.com  
sales@rksteelsmith.com



www.rksteelsmith.com